



European Type, 6 Terminal, Motor Terminal Blocks

Bare Motor Terminal Block



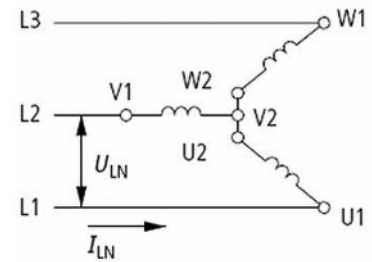
Top Row: W2 U2 V2

Bottom Row: U1 V1 W1




Top Row W2, U2, V2 Connected Together

1. Wye Connected

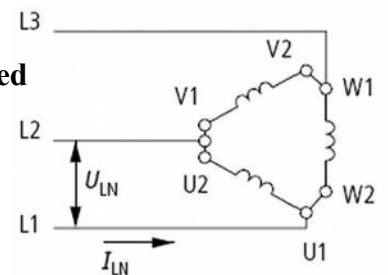


Line In To U1 V1 W1



**U1 & W2 Connected
V1 & U2 Connected
W1 & V2 Connected**

2. Delta Connected



Line In To U1 V1 W1